



# Terms of Use

Thank you for purchasing our digital worksheets!  
By purchasing or downloading this product, you agree to the following terms:



## Permitted Use

- For personal use and single classroom use
- May be printed or used digitally for learning purposes



## Not Permitted

- No resale, sharing, or redistribution
- No commercial use or inclusion in other products
- Do not upload or distribute in any form

## © Copyright

All content is protected by copyright.

© Little Dots Education 2016



## Digital Product Policy


Due to the nature of digital products, all sales are final.



## Modifications

Worksheets may not be altered or claimed as your own.

Name: \_\_\_\_\_



fish

F	F	F	F	F
F	F	F	F	F

f	f	f	f	f
f	f	f	f	f



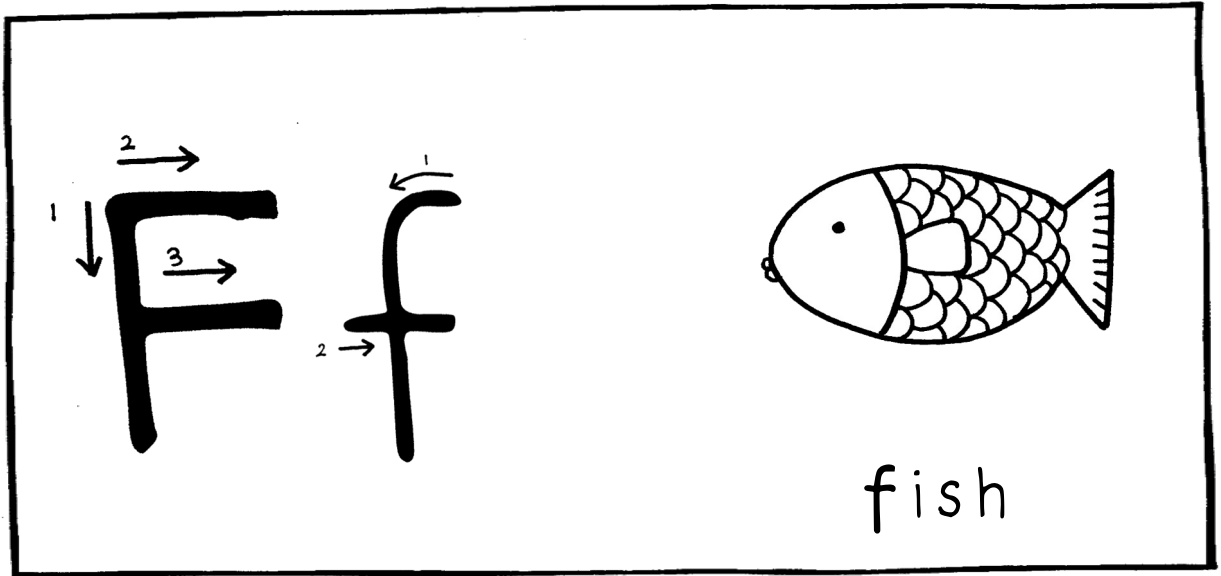
Name: \_\_\_\_\_

Trace the letter Ff and try to write more on your own.

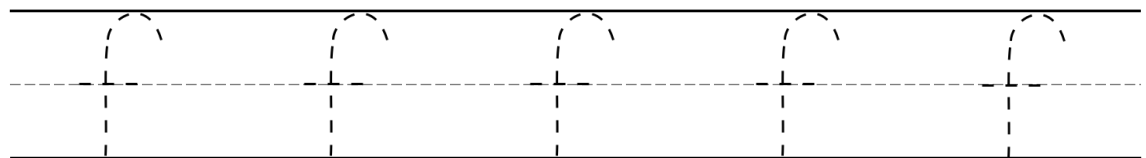
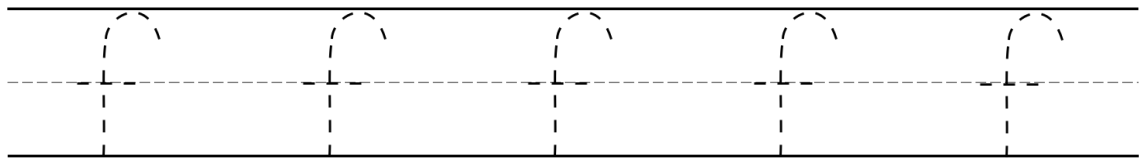
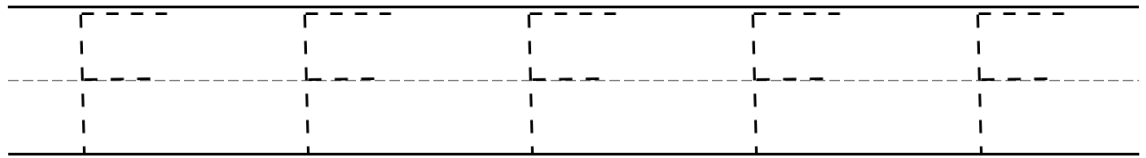
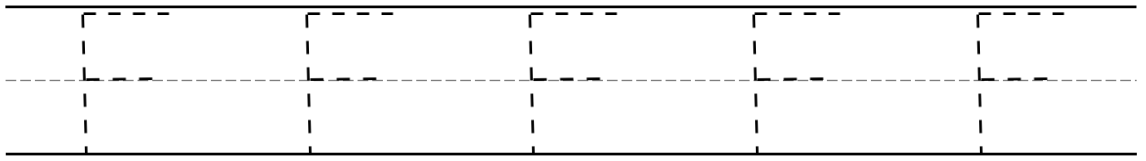
F	F	F	F	F
F	F	F	F	F

f	f	f	f	f
f	f	f	f	f

Name: \_\_\_\_\_



The illustration shows the stroke order for writing the letter 'F'. Uppercase 'F' is formed by three strokes: a vertical line down (1), a top horizontal line right (2), and a middle horizontal line right (3). Lowercase 'f' is formed by two strokes: a curved line starting from the top, going down and then right (1), and a horizontal line across the middle (2). To the right is a simple line drawing of a fish, and below it is the word 'fish' written in a simple font.





Name: .....

Trace the letter Ff and try to write more on your own.

